


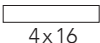







NOUVEAUTÉ | NEW



Turquie | Turkey






TUILE MURALE  
WALL TILE


# EVOLVE

CÉRAMIQUE ÉMAILLÉE 8 MM GLAZED CERAMIC 8MM		 4x12	 4x16	
	BLANC   WHITE *MAT   MATT	5612500 0412N	5612500 0416N	<b>44</b> BLANC VIF BRIGHT WHITE
	BLANC   WHITE *LUSTRÉ   GLOSSY	5612500 0412G	5612500 0416G	<b>44</b> BLANC VIF BRIGHT WHITE
	ARGENT   SILVER LUSTRÉ   GLOSSY	5612560 0412G	5612560 0416G	À VENIR... TO COME...
	GRIS   GREY LUSTRÉ   GLOSSY	5612550 0412G	5612550 0416G	À VENIR... TO COME...
	OS   BONE LUSTRÉ   GLOSSY	5612520 0412G	5612520 0416G	À VENIR... TO COME...
	NOIR   BLACK LUSTRÉ   GLOSSY	5612540 0412G	5612540 0416G	À VENIR... TO COME...

Prix / Price (bte / box)

Prix / Price (pi<sup>2</sup> / ft<sup>2</sup>)

	<b>Mcx / Bte</b> Pces / Box	30	25
	<b>Boîtes / Palette</b> Boxes / Pallet	60	60
	<b>Pouvoir couvrant / Bte</b> Coverage / Box	9.68 pi <sup>2</sup> 9.68 ft <sup>2</sup>	10.76 pi <sup>2</sup> 10.76 ft <sup>2</sup>
	<b>Poids / Bte</b> Weight / Box	28.66 lbs 12.16 kg	29.87 lbs 13.55 kg
	<b>Poids / Palette</b> Weight / Pallet	1653.47 lbs 750 kg	1836.45 lbs 833 kg



\*Les prix sont sujets à changements sans préavis, taxes non incluses. Prices may change without notice, taxes not included.

\*\*Des frais de livraison sont applicables - Retour sur approbation (frais de 20%). Delivery charges are applicable - Return upon approval (20% fees).

\*\*\*Toujours vérifier LOT et CALIBRE. Always verify SHADE and CALIBER.

\*\*\*\*Dimensions Nominales | Nominal Dimensions